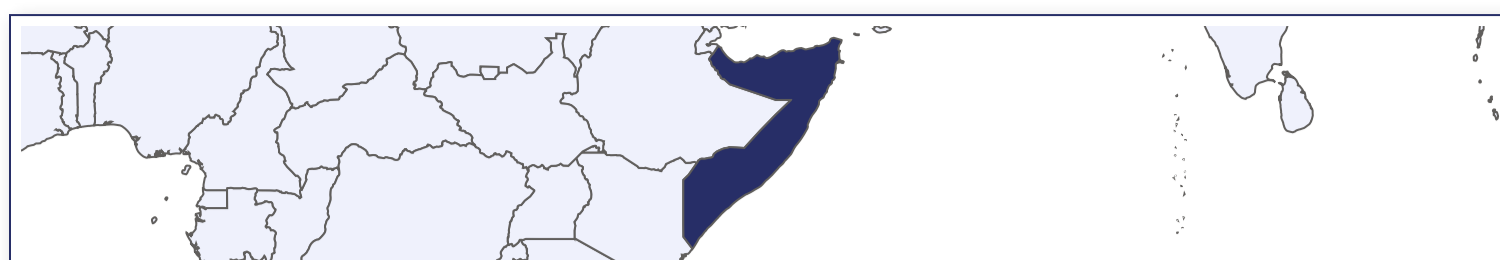


IASC Country Dashboard on Protection from Sexual Exploitation and Abuse (PSEA)

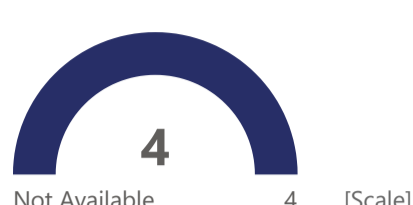
November 2024. Developed by UNICEF on behalf of the Inter-Agency Standing Committee. Data reflects the year 2023. Accessible at: <https://psea.interagencystandingcommittee.org/country-dashboard>

Somalia



Coordination

Status of Inter-Agency PSEA Network



Scale 1: PSEA Network has not been formally established.
Scale 2: PSEA Network is established with endorsed Terms of Reference, representation from United Nations Country Team/Humanitarian Country Team members, INGOs/NGOs and clear Network roles and responsibilities.
Scale 3: PSEA Network has a budgeted Action Plan in place.
Scale 4: PSEA Network is fully operational.

The United Nations Country Team/Humanitarian Country Team fulfils its functions



Scale 1: The United Nations Country Team/Humanitarian Country Team has partially fulfilled its core functions as the senior-level body accountable for PSEA
Scale 2: The United Nations Country Team/Humanitarian Country Team has fulfilled all core functions of its role as the senior-level body accountable for PSEA

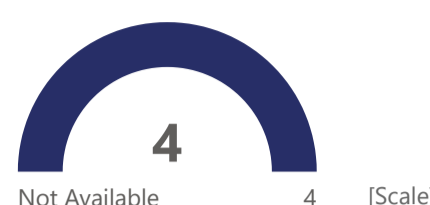
PSEA coordinator reports directly to the Resident /Humanitarian Coordinator (RC/HC)

Yes

Total requested budget for Inter-Agency PSEA activities for the following year (according to the Action Plan)

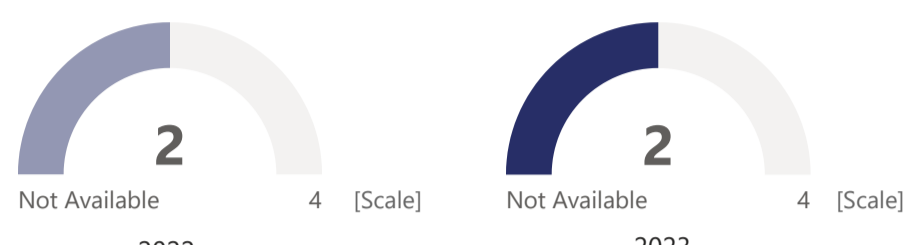


Status of the PSEA Network's coordination



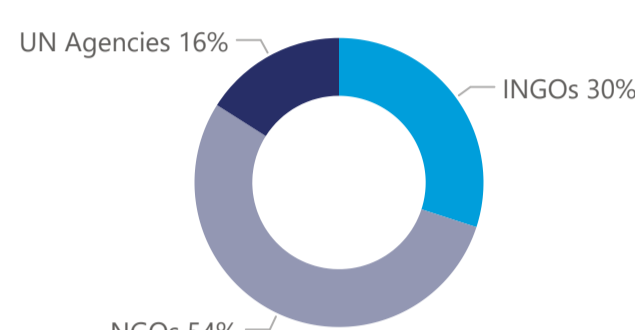
Scale 1: There is neither PSEA Coordinator nor Co-chair in place
Scale 2: PSEA Network is formally led by CO-chairs
Scale 3: PSEA Network is formally led and/or supported by a PSEA Coordinator
Scale 4: PSEA Network has both Coordinator and Co-chairs

Status of integration of PSEA into Humanitarian Response Plan

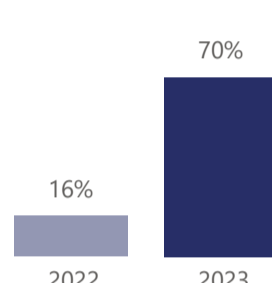


Scale 1: The HRP does not integrate PSEA
Scale 2: PSEA is integrated in the HRP as a cross-cutting issue
Scale 3: PSEA activities are included in the HRP Budget
Scale 4: HRP monitoring framework includes inter-sector-level PSEA indicators

PSEA Network Membership



Percentage of the budget allocated for the following year



Prevention

Mandatory PSEA training/refresher

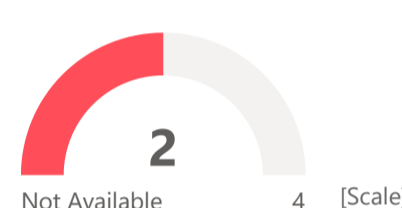
Total number of UN personnel deployed who have completed mandatory training on PSEA

Not Available

Percentage of UN personnel deployed who have completed mandatory training on PSEA

78%

Status of Inter-Agency SEA risk assessment

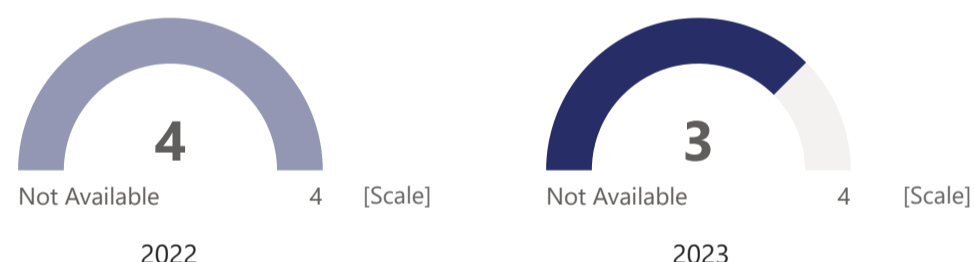


Scale 1: There has been no evaluation/assessment of any type carried out on SEA risks in 2023.
Scale 2: SEA risk assessment conducted by individual agencies and/or clusters and/or some risk factors have been partially evaluated.
Scale 3: An inter-agency joint PSEA Risk assessment has been carried out in the current year under review.
Scale 4: Findings from the assessment have been presented to UNCT/HCT and have informed strategies and the Action Plan.



Reporting

Status of Inter-agency PSEA Standard Operating Procedures



Scale 1: SOPs are nonexistent.
Scale 2: SOPs are drafted but have not been endorsed by the UNCT/HCT.
Scale 3: SOPs have been developed and endorsed by UNCT/HCT.
Scale 4: SOPs are rolled out and frequently reviewed/updated

Awareness-raising on PSEA

Number of people engaged through awareness-raising activities & community mobilisation interventions

2M

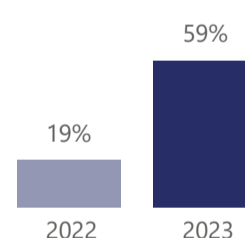
Number of sites with awareness raising campaigns on reporting

Not Available

Percentage of allegations reported to the PSEA Network and promptly responded to

100%

Percentage of population who have access to safe & accessible SEA reporting channel

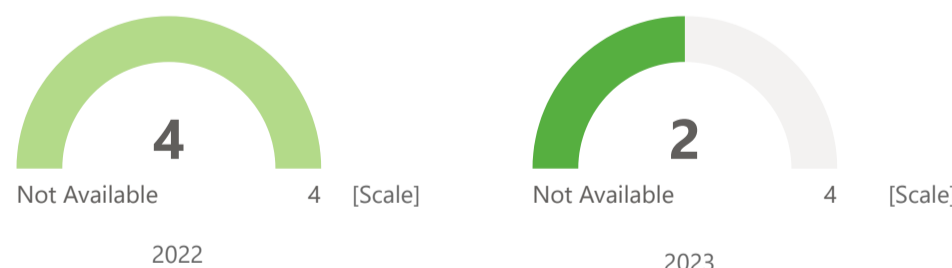


Assistance

Percentage of SEA victims/survivors who have been promptly referred to quality assistance

100%

Status of implementation of the UN Victims' Assistance Protocol by the PSEA Network



Scale 1: SOPs are nonexistent.
Scale 2: SOPs exist but not at par with standards.
Scale 3: SOPs are developed and meet common set of standards.
Scale 4: SOPs that meet standards for victims' assistance per the Protocol are fully rolled out in the country.

Percentage of GBV sector needs covered in HRP/appeal




Accountability

Number of local investigators trained on SEA for victim-centred & trauma-informed investigation

30

Percentage of victims/survivors who are informed of the outcome of the investigations



Percentage of implementing partners assessed on the IASC Harmonised Implementation Tool on PSEA capacity

100%

Percentage of CSO implementing partners assessed as having low or medium capacity based on the IASC Harmonised Implementation Tool on PSEA capacity

84%