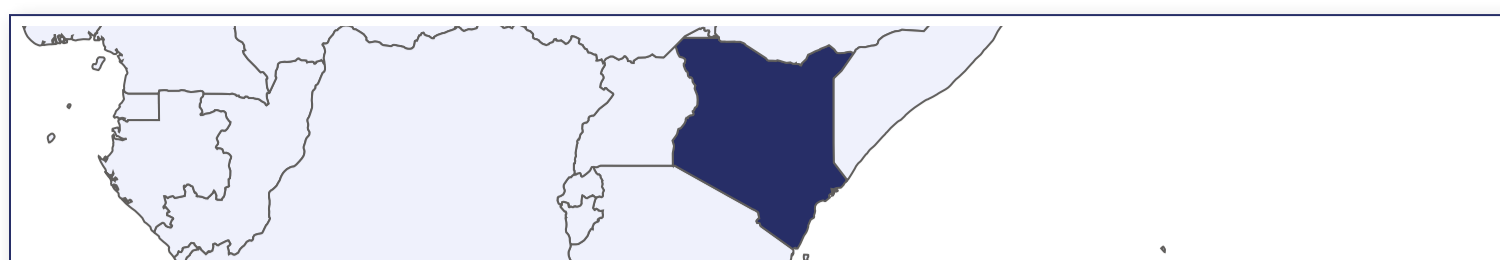


IASC Country Dashboard on Protection from Sexual Exploitation and Abuse (PSEA)

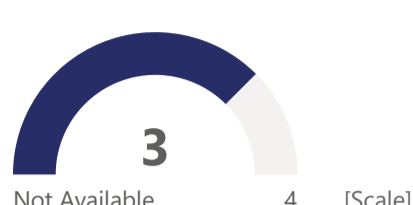
November 2024. Developed by UNICEF on behalf of the Inter-Agency Standing Committee. Data reflects the year 2023. Accessible at: <https://psea.interagencystandingcommittee.org/country-dashboard>

Kenya



Coordination

Status of Inter-Agency PSEA Network



Scale 1: PSEA Network has not been formally established.
Scale 2: PSEA Network is established with endorsed Terms of Reference, representation from United Nations Country Team/Humanitarian Country Team members, INGOs/NGOs and clear Network roles and responsibilities.
Scale 3: PSEA Network has a budgeted Action Plan in place.
Scale 4: PSEA Network is fully operational.

The United Nations Country Team/Humanitarian Country Team fulfils its functions



Scale 1: The United Nations Country Team/Humanitarian Country Team has partially fulfilled its core functions as the senior-level body accountable for PSEA
Scale 2: The United Nations Country Team/Humanitarian Country Team has fulfilled all core functions of its role as the senior-level body accountable for PSEA

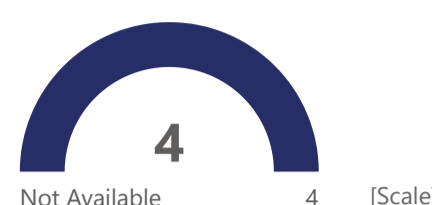
PSEA coordinator reports directly to the Resident /Humanitarian Coordinator (RC/HC)

No coordinator in place

Total requested budget for Inter-Agency PSEA activities for the following year (according to the Action Plan)

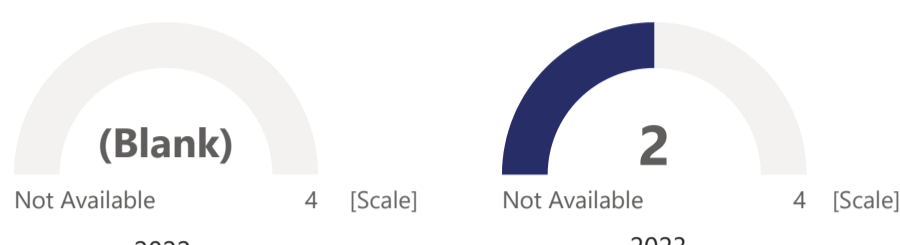


Status of the PSEA Network's coordination



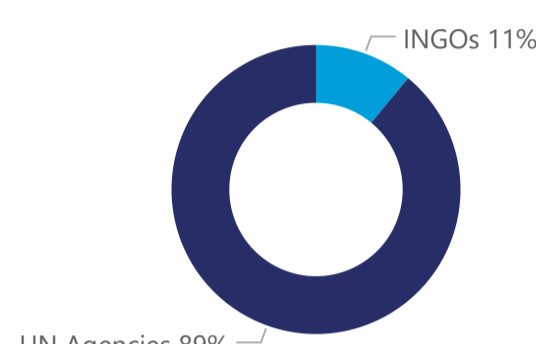
Scale 1: There is neither PSEA Coordinator nor Co-chair in place
Scale 2: PSEA Network is formally led by CO-chairs
Scale 3: PSEA Network is formally led and/or supported by a PSEA Coordinator
Scale 4: PSEA Network has both Coordinator and Co-chairs

Status of integration of PSEA into Humanitarian Response Plan



Scale 1: The HRP does not integrate PSEA
Scale 2: PSEA is integrated in the HRP as a cross-cutting issue
Scale 3: PSEA activities are included in the HRP Budget
Scale 4: HRP monitoring framework includes inter-sector-level PSEA indicators

PSEA Network Membership



Percentage of the budget allocated for the following year



Prevention

Mandatory PSEA training/refresher

Total number of UN personnel deployed who have completed mandatory training on PSEA

516

Percentage of UN personnel deployed who have completed mandatory training on PSEA

93%

Status of Inter-Agency SEA risk assessment

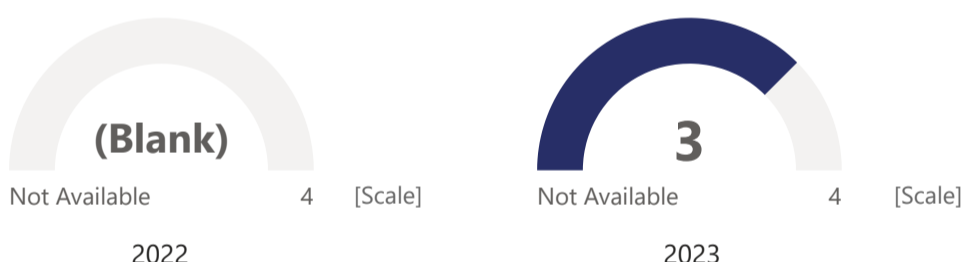


Scale 1: There has been no evaluation/assessment of any type carried out on SEA risks in 2023.
Scale 2: SEA risk assessment conducted by individual agencies and/or clusters and/or some risk factors have been partially evaluated.
Scale 3: An inter-agency joint PSEA Risk assessment has been carried out in the current year under review.
Scale 4: Findings from the assessment have been presented to UNCT/HCT and have informed strategies and the Action Plan.



Reporting

Status of Inter-agency PSEA Standard Operating Procedures



Scale 1: SOPs are nonexistent.
Scale 2: SOPs are drafted but have not been endorsed by the UNCT/HCT.
Scale 3: SOPs have been developed and endorsed by UNCT/HCT.
Scale 4: SOPs are rolled out and frequently reviewed/updated

Awareness-raising on PSEA

Number of people engaged through awareness-raising activities & community mobilisation interventions

39K

Number of sites with awareness raising campaigns on reporting

15

Percentage of allegations reported to the PSEA Network and promptly responded to

Not Available

Percentage of population who have access to safe & accessible SEA reporting channel

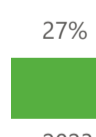


Assistance

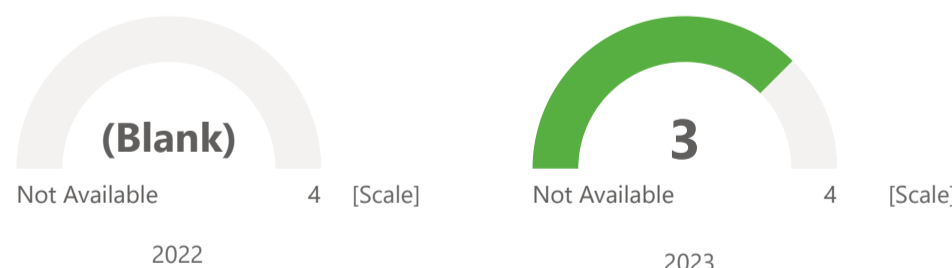
Percentage of SEA victims/survivors who have been promptly referred to quality assistance

Not Available

Percentage of GBV sector needs covered in HRP/appeal



Status of implementation of the UN Victims' Assistance Protocol by the PSEA Network



Scale 1: SOPs are nonexistent.
Scale 2: SOPs exist but not at par with standards.
Scale 3: SOPs are developed and meet common set of standards.
Scale 4: SOPs that meet standards for victims' assistance per the Protocol are fully rolled out in the country.



Accountability

Number of local investigators trained on SEA for victim-centred & trauma-informed investigation

0

Percentage of implementing partners assessed on the IASC Harmonised Implementation Tool on PSEA capacity

Not Available

Percentage of victims/survivors who are informed of the outcome of the investigations

Not Available
2023

Percentage of CSO implementing partners assessed as having low or medium capacity based on the IASC Harmonised Implementation Tool on PSEA capacity

Not Available