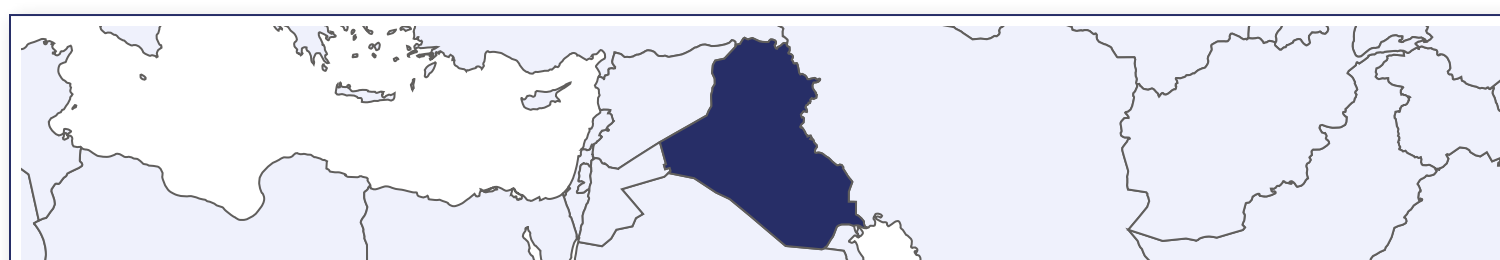


# IASC Country Dashboard on Protection from Sexual Exploitation and Abuse (PSEA)

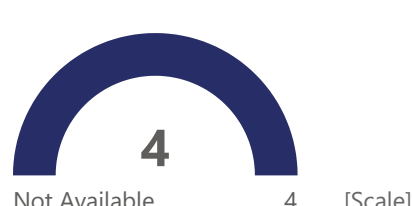
November 2024. Developed by UNICEF on behalf of the Inter-Agency Standing Committee. Data reflects the year 2023. Accessible at: <https://psea.interagencystandingcommittee.org/country-dashboard>

Iraq



## Coordination

### Status of Inter-Agency PSEA Network



**Scale 1:** PSEA Network has not been formally established.  
**Scale 2:** PSEA Network is established with endorsed Terms of Reference, representation from United Nations Country Team/Humanitarian Country Team members, INGOs/NGOs and clear Network roles and responsibilities.  
**Scale 3:** PSEA Network has a budgeted Action Plan in place.  
**Scale 4:** PSEA Network is fully operational.

### The United Nations Country Team/Humanitarian Country Team fulfils its functions

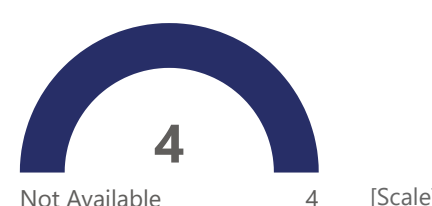


**Scale 1:** The United Nations Country Team/Humanitarian Country Team has partially fulfilled its core functions as the senior-level body accountable for PSEA  
**Scale 2:** The United Nations Country Team/Humanitarian Country Team has fulfilled all core functions of its role as the senior-level body accountable for PSEA

### PSEA coordinator reports directly to the Resident /Humanitarian Coordinator (RC/HC)

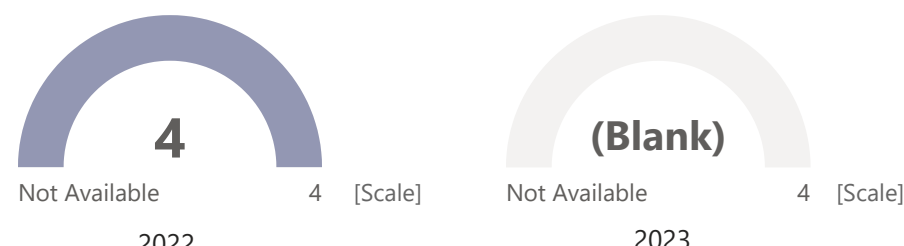
Not Available

### Status of the PSEA Network's coordination



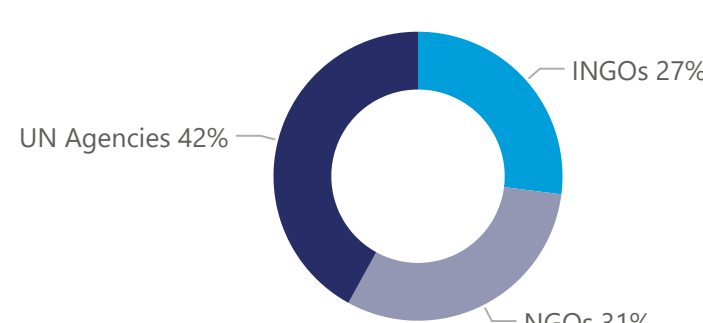
**Scale 1:** There is neither PSEA Coordinator nor Co-chair in place  
**Scale 2:** PSEA Network is formally led by CO-chairs  
**Scale 3:** PSEA Network is formally led and/or supported by a PSEA Coordinator  
**Scale 4:** PSEA Network has both Coordinator and Co-chairs

### Status of integration of PSEA into Humanitarian Response Plan

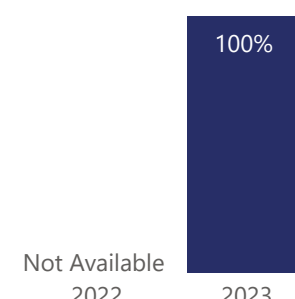


**Scale 1:** The HRP does not integrate PSEA  
**Scale 2:** PSEA is integrated in the HRP as a cross-cutting issue  
**Scale 3:** PSEA activities are included in the HRP Budget  
**Scale 4:** HRP monitoring framework includes inter-sector-level PSEA indicators

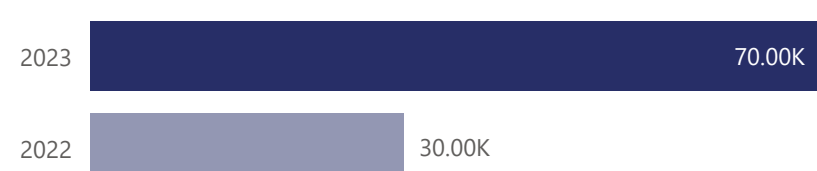
### PSEA Network Membership



### Percentage of the budget allocated for the following year



### Total requested budget for Inter-Agency PSEA activities for the following year (according to the Action Plan)



## Prevention

### Mandatory PSEA training/refresher

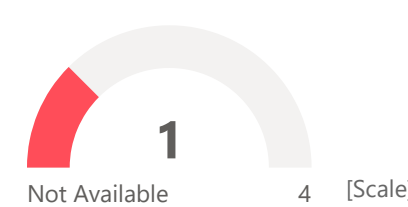
Total number of UN personnel deployed who have completed mandatory training on PSEA

1018

Percentage of UN personnel deployed who have completed mandatory training on PSEA

72%

### Status of Inter-Agency SEA risk assessment

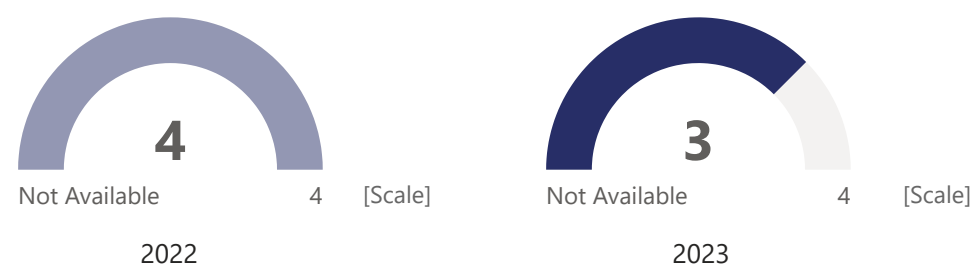


**Scale 1:** There has been no evaluation/assessment of any type carried out on SEA risks in 2023.  
**Scale 2:** SEA risk assessment conducted by individual agencies and/or clusters and/or some risk factors have been partially evaluated.  
**Scale 3:** An inter-agency joint PSEA Risk assessment has been carried out in the current year under review.  
**Scale 4:** Findings from the assessment have been presented to UNCT/HCT and have informed strategies and the Action Plan.



## Reporting

### Status of Inter-agency PSEA Standard Operating Procedures



**Scale 1:** SOPs are nonexistent.  
**Scale 2:** SOPs are drafted but have not been endorsed by the UNCT/HCT.  
**Scale 3:** SOPs have been developed and endorsed by UNCT/HCT.  
**Scale 4:** SOPs are rolled out and frequently reviewed/updated

### Percentage of allegations reported to the PSEA Network and promptly responded to

100%

### Awareness-raising on PSEA

Number of people engaged through awareness-raising activities & community mobilisation interventions

1416

Number of sites with awareness raising campaigns on reporting

Not Available

### Percentage of population who have access to safe & accessible SEA reporting channel

Not Available 2022 2023

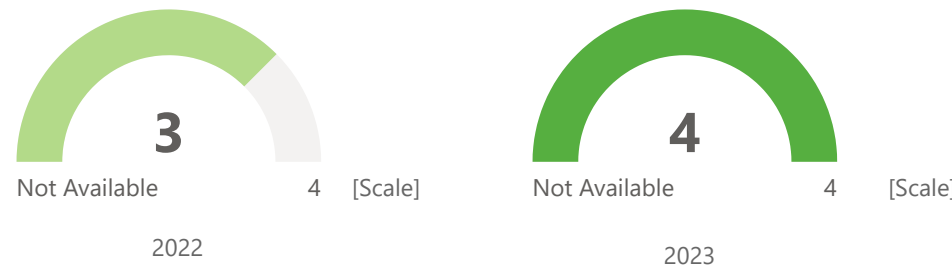


## Assistance

### Percentage of SEA victims/survivors who have been promptly referred to quality assistance

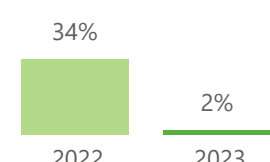
Not Available

### Status of implementation of the UN Victims' Assistance Protocol by the PSEA Network



**Scale 1:** SOPs are nonexistent.  
**Scale 2:** SOPs exist but not at par with standards.  
**Scale 3:** SOPs are developed and meet common set of standards.  
**Scale 4:** SOPs that meet standards for victims' assistance per the Protocol are fully rolled out in the country.

### Percentage of GBV sector needs covered in HRP/appeal

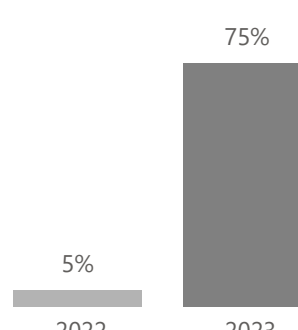


## Accountability

### Number of local investigators trained on SEA for victim-centred & trauma-informed investigation

0

### Percentage of victims/survivors who are informed of the outcome of the investigations



### Percentage of implementing partners assessed on the IASC Harmonised Implementation Tool on PSEA capacity

77%

### Percentage of CSO implementing partners assessed as having low or medium capacity based on the IASC Harmonised Implementation Tool on PSEA capacity

11%