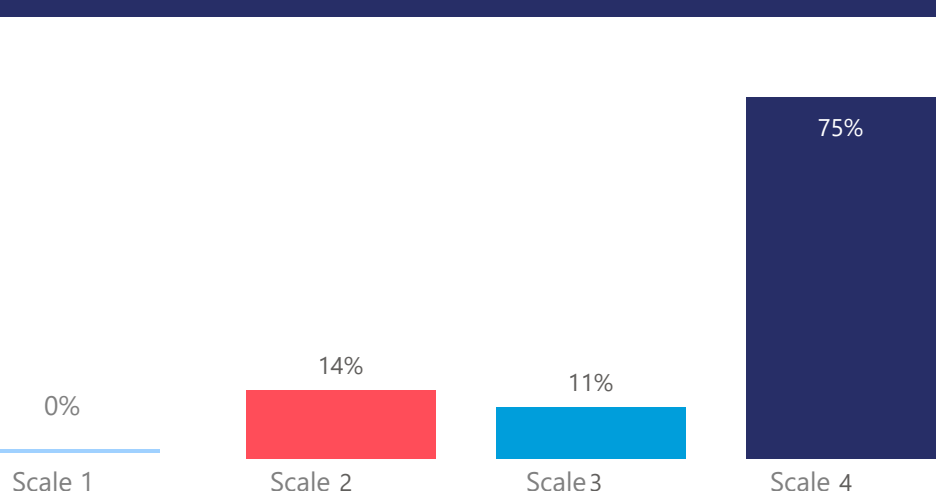


This global dashboard are based on 28 countries/territories that have responded to 2022 IASC Mapping Exercise, out of 34 IASC priority countries/territories in 2022.

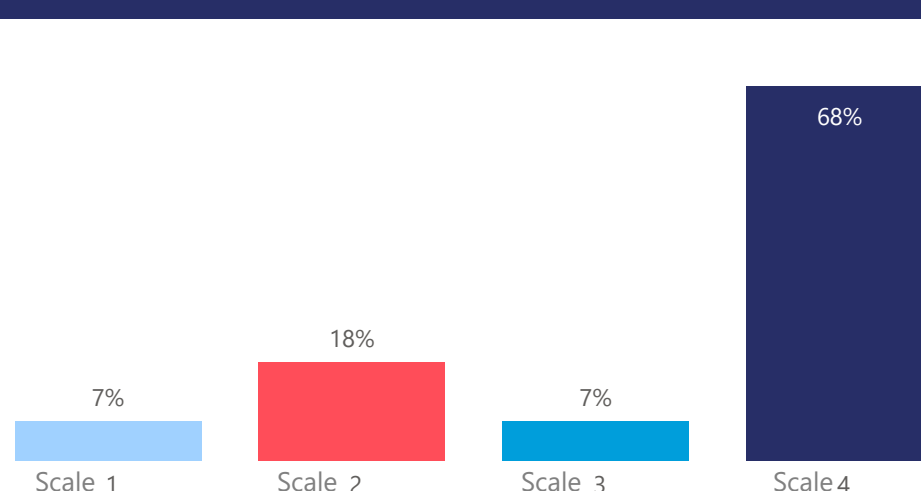
Coordination

Status of Inter-Agency PSEA Network



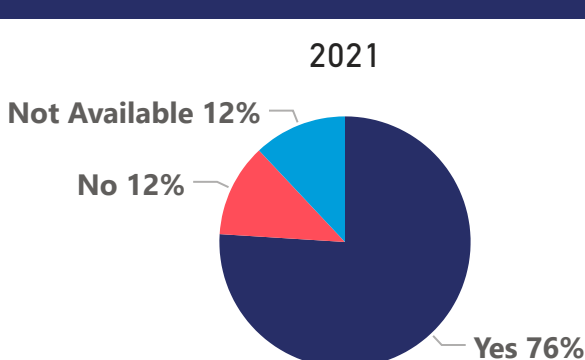
Scale 1: PSEA Network has not been formally established.
Scale 2: PSEA Network is established with endorsed Terms of Reference, representation from United Nations Country Team/Humanitarian Country Team members, INGOs/NGOs and clear Network roles and responsibilities.
Scale 3: PSEA Network has a budgeted Action Plan in place.
Scale 4: PSEA Network is fully operational.

Status of PSEA Coordinator



Scale 1: There is no inter-agency PSEA Coordinator in the country.
Scale 2: The position is currently vacant.
Scale 3: There is a part-time inter-agency PSEA Coordinator.
Scale 4: There is a full-time dedicated inter-agency PSEA Coordinator in the country with clear TORs.

PSEA coordinator reports directly to the Resident /Humanitarian Coordinator (RC/HC), 2021/ 2022



Percentage of PSEA Networks formally led by co-chairs and coordinator

50%

Percentage of PSEA Action Plans costed and resourced, 2021 & 2022

2021
36%

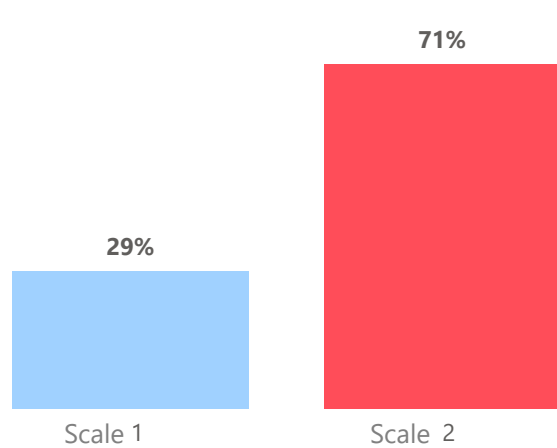
2022
61%

Percentage of countries with PSEA activities integrated into the HRP, 2021 & 2022

2021
61%

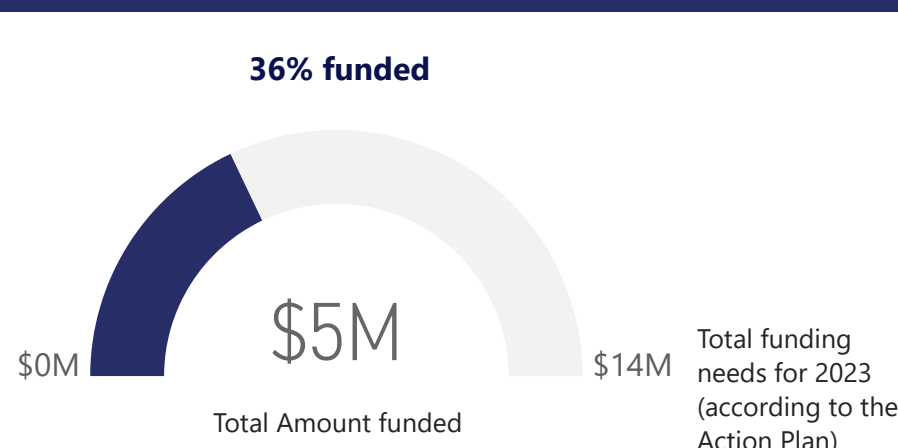
2022
89%

The United Nations Country Team/Humanitarian Country Team fulfil its functions

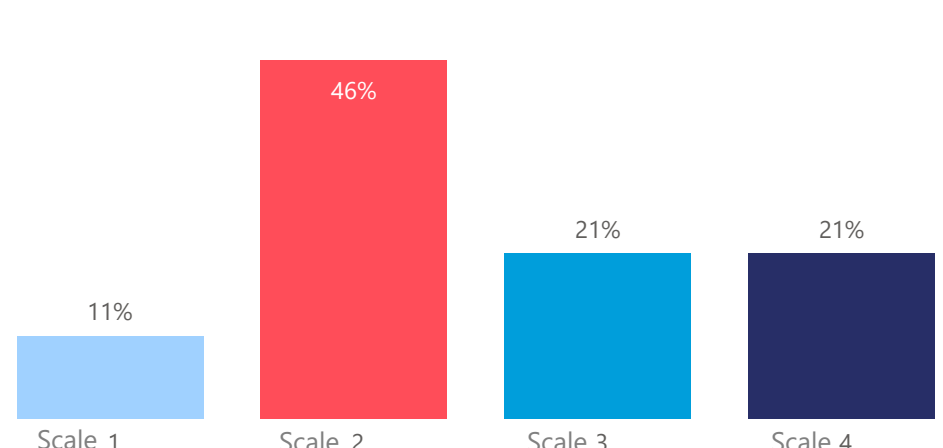


Scale 1: The United Nations Country Team/Humanitarian Country Team has partially fulfilled its core functions as the senior-level body accountable for PSEA.
Scale 2: The United Nations Country Team/Humanitarian Country Team has fulfilled all core functions of its role as the senior-level body accountable for PSEA.

Funding Status

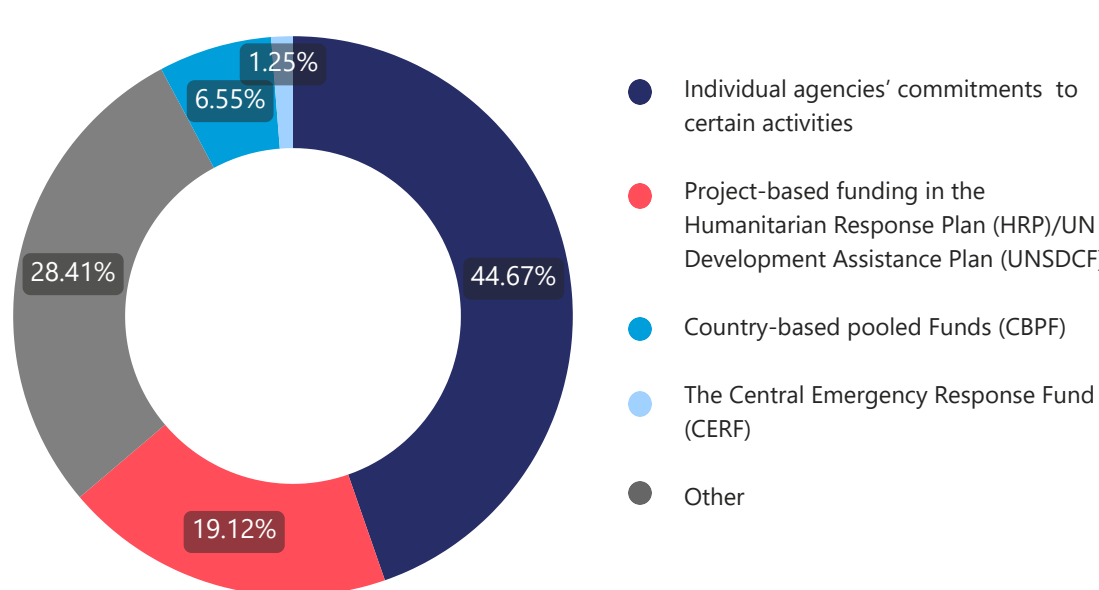


Status of integration of PSEA into Humanitarian Response Plan (or similar)



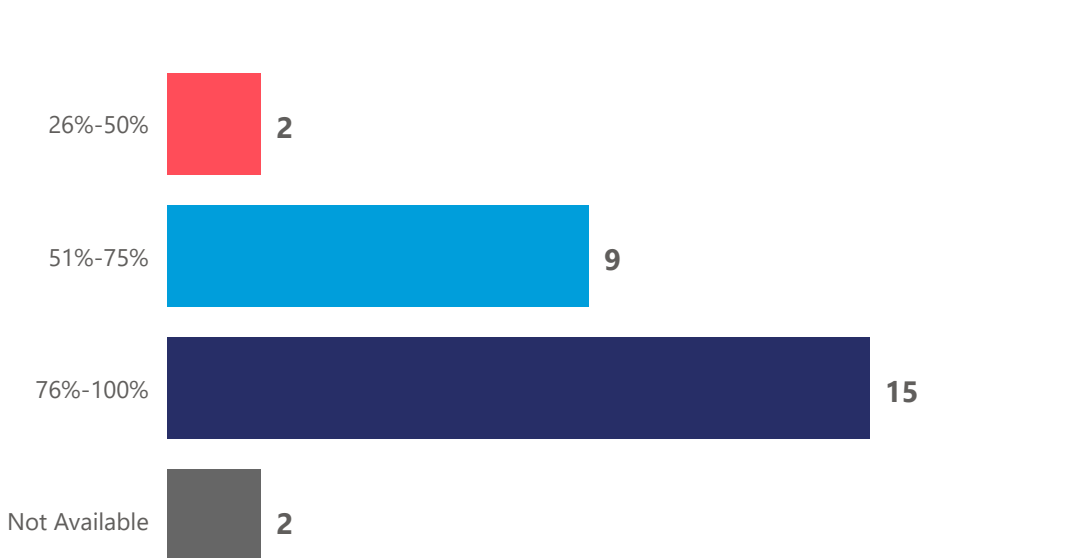
Scale 1: The HRP does not integrate PSEA.
Scale 2: PSEA is integrated in the HRP as a cross-cutting issue.
Scale 3: PSEA activities are included in the HRP Budget.
Scale 4: HRP monitoring framework includes inter-sector-level PSEA indicators.

Percentage of funds allocated by source of fund

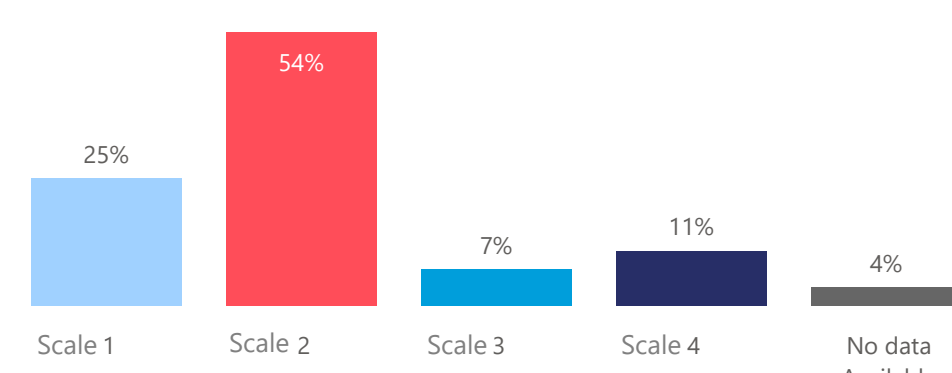


Prevention

Number of countries with % of personnel deployed who have completed mandatory training on PSEA



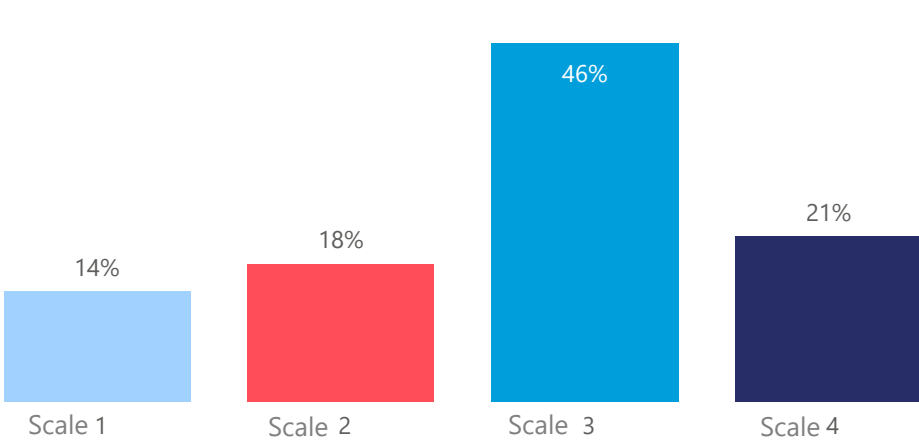
Status of SEA Risk assessment



Scale 1: There has been no evaluation/assessment of any type carried out on SEA risks in the 2022.
Scale 2: SEA risk assessment conducted by individual agencies and/or clusters and/or some risk factors have been partially evaluated.
Scale 3: An inter-agency joint PSEA Risk assessment has been carried out in the current year under review.
Scale 4: Findings from the assessment have been presented to UNCT/HCT and have informed strategies and the Action Plan.

Reporting

Status of implementation of the UN Victims Assistance Protocol, including SOPs for referral to services



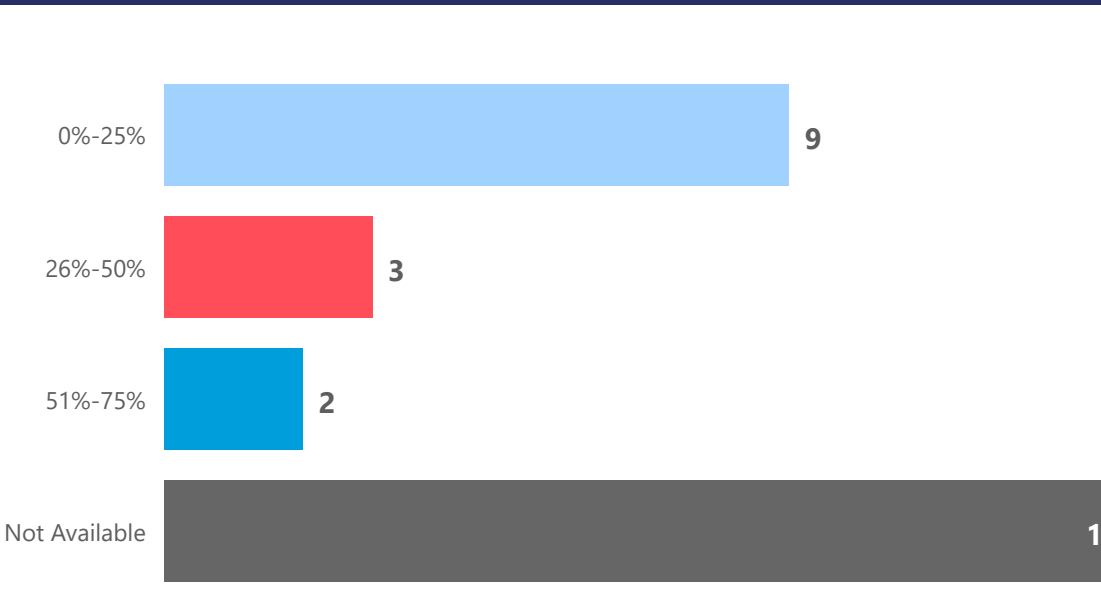
Scale 1: SOPs are nonexistent.
Scale 2: SOPs are drafted but have not been endorsed by the UNCT/HCT.
Scale 3: SOPs have been developed and endorsed by UNCT/HCT.
Scale 4: SOPs are rolled out and frequently reviewed/updated

Percentage of countries with Inter-Agency SOPs developed, 2021 & 2022

2021
57%

2022
68%

Number of countries with % of population who have access to a safe and accessible channel to report SEA

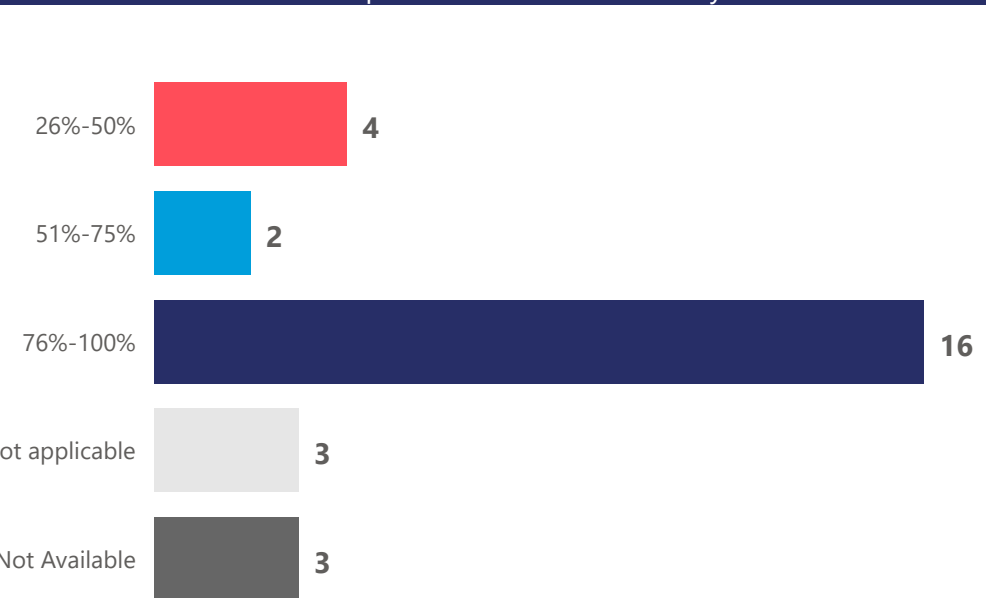


Percentage of PSEA Networks that reported receiving SEA allegations, 2021 & 2022

2021
46%

2022
79%

Number of countries with % of allegations reported to the PSEA Network and responded to within seven days

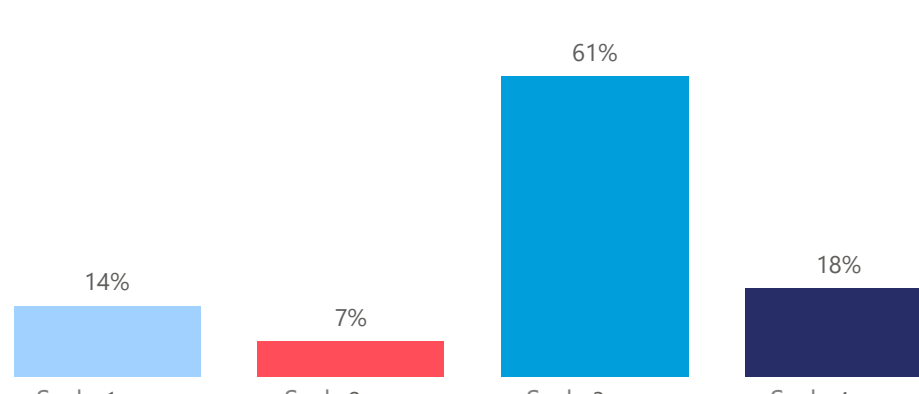


Assistance

Number of countries with % of SEA victims/survivors who have been promptly referred to quality assistance

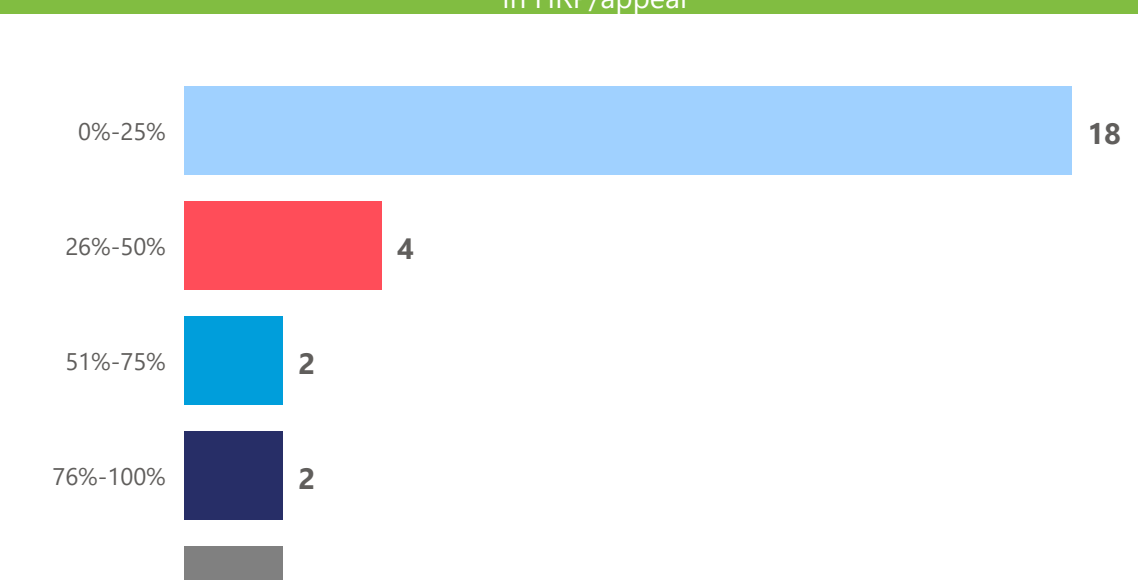


Status of implementation of the UN Victims' Assistance Protocol by the PSEA Network



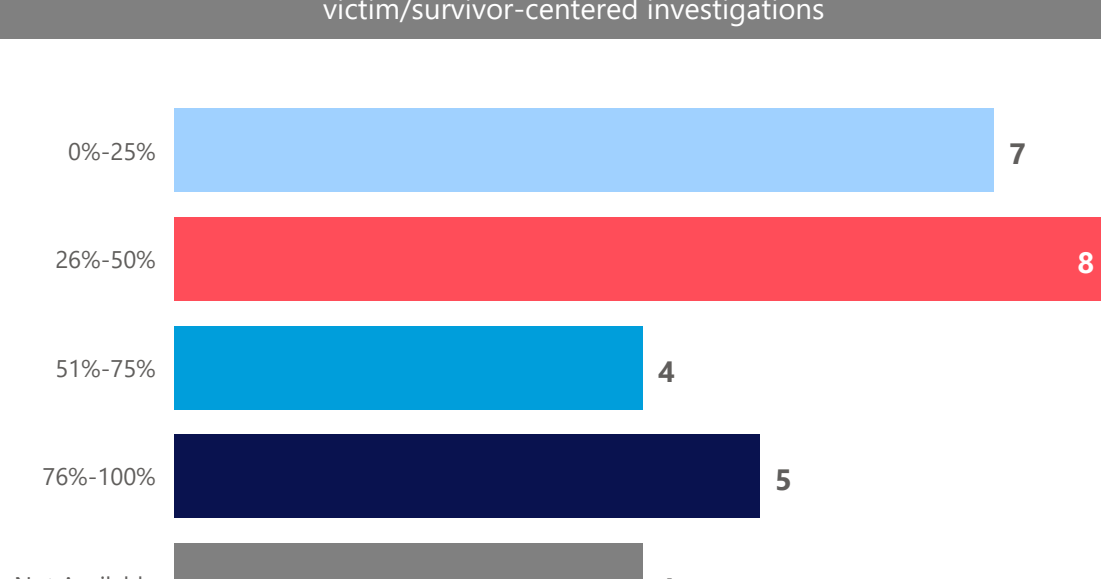
Scale 1: SOPs are nonexistent.
Scale 2: SOPs exist but not at par with standards.
Scale 3: SOPs are developed and meet common set of standards.
Scale 4: SOPs that meet standards for victims' assistance per the Protocol are fully rolled out in the country.

Number of countries with % of funding available for assistance to GBV victims/survivors in HRP/appeal

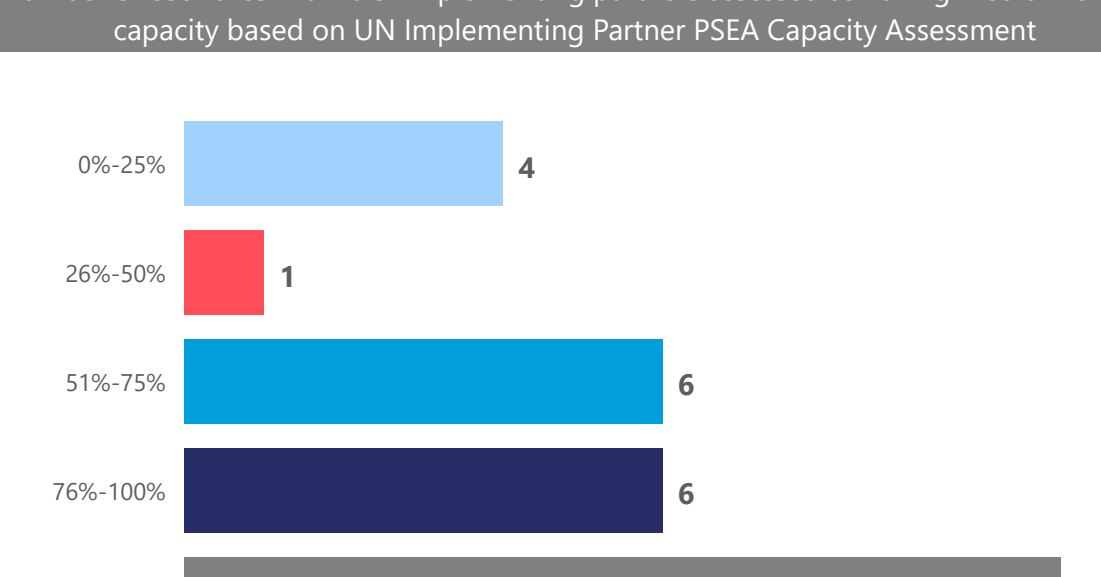


Accountability

Number of countries with % of personnel on SEA guidelines and protocols for victim/survivor-centered investigations



Number of countries with % of implementing partners assessed as having medium or full capacity based on UN Implementing Partner PSEA Capacity Assessment



Number of countries with % of victims/survivors who are informed of the outcome of the investigations

